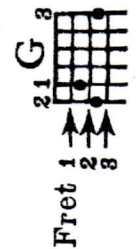
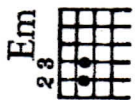
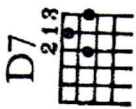




THE FOUR BASIC CHORDS

Numbers above the diagrams indicate the fingers to be used. In playing E minor chord, the 2nd finger is laid over both strings as shown.



□ indicates a downstroke
 Measures enclosed in □ should be repeated as indicated

Example 2: TRIPLETS — play all downstrokes

Example 3: all downstrokes